

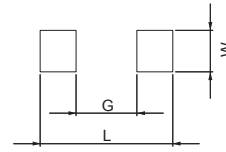
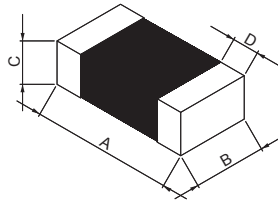
# FH201610 Series (HIGH CURRENT)

## ■ SMD Multi-Layer Ceramic Chip Inductors

### MECHANICAL DIMENSIONS



FH201610

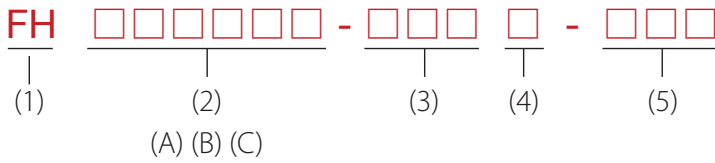


Recommended Patterns

unit: mm

TYPE	A	B	C	D	L	W	G
201610	2.0±0.2 (0.079±0.008)	1.6±0.2 (0.063±0.008)	1.0 Max. (0.039 Max.)	0.5±0.3 (0.020±0.012)	3.2 (0.126)	1.8 (0.071)	0.6 (0.024)

### PART NUMBER KEY



- (1) Product Symbol: Multilayer Chip Inductors
- (2) Dimensions: Length (A) x Width (B) x Thickness (C)
- (3) Inductance
- (4) Tolerance
- (5) Internal code

### ELECTRICAL SPECIFICATION

Part Number	Inductance (μH)	Inductance Tolerance	Test Frequency (MHz)	DC Resistance (Ω) Max.	Rated Current (A) Max.
FH201610-R47M-LRH	0.47	±20%	1.0	0.075	1.6
FH201610-1R0M-LRH	1.00	±20%	1.0	0.12	1.3
FH201610-1R5M-LRH	1.50	±20%	1.0	0.13	1.2
FH201610-2R2M-LRH	2.20	±20%	1.0	0.14	1.2
FH201610-3R3M-LRH	3.30	±20%	1.0	0.16	1.1
FH201610-4R7M-LRH	4.70	±20%	1.0	0.20	0.9

- Inductance tolerance: M= ±20%
- Operating Temperature Range: -40°C to +85°C
- Storage Temperature Range: -40°C to +85°C
- Inductance using the HP4285A
- DCR measured using the 16502 milli-ohm meter
- Rated current: The value of current at which the temperature of the element is increased within 40°C (at Ta:20°C)

### CHARACTERISTIC CURVE

FH201610 Series

