

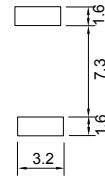
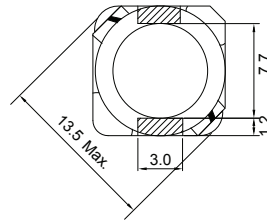
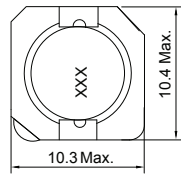
# CSS1038G Series (SHIELDED)

## ■ SMD Wire Wound Power Inductors

### MECHANICAL DIMENSIONS



CSS1038G



Recommended Patterns

unit: mm

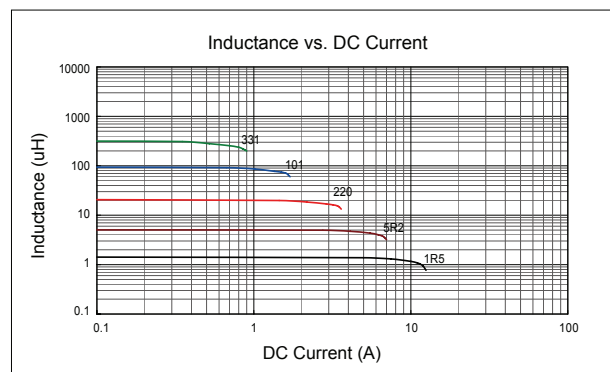
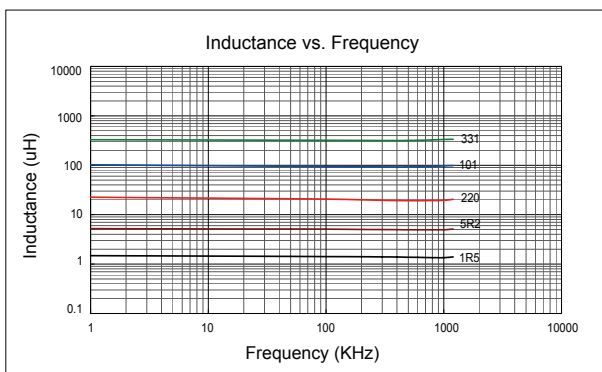
### ELECTRICAL SPECIFICATION

Part Number	Marking	Inductance (μH)	Test Freq. (KHz)	DCR (mΩ) Max.	Rated Current (A)	Isat (A)
CSS1038G-1R5N-LRH	1R5	1.5	100	8.1	6.50	10.0
CSS1038G-2R5N-LRH	2R5	2.5	100	10.5	6.10	7.50
CSS1038G-3R8N-LRH	3R8	3.8	100	13.0	5.50	6.00
CSS1038G-5R2N-LRH	5R2	5.2	100	22	5.40	5.50
CSS1038G-6R8N-LRH	6R8	6.8	100	25	4.50	4.80
CSS1038G-7R0N-LRH	7R0	7.0	100	27	4.50	4.80
CSS1038G-100N-LRH	100	10	100	35	3.80	4.40
CSS1038G-150N-LRH	150	15	100	50	3.10	3.60
CSS1038G-220N-LRH	220	22	100	73	2.50	2.90
CSS1038G-330N-LRH	330	33	100	93	2.20	2.30
CSS1038G-470N-LRH	470	47	100	128	1.90	2.10
CSS1038G-680N-LRH	680	68	100	213	1.42	1.50
CSS1038G-101N-LRH	101	100	100	304	1.25	1.35
CSS1038G-151N-LRH	151	150	100	506	0.85	1.15
CSS1038G-221N-LRH	221	220	100	756	0.70	0.92
CSS1038G-331N-LRH	331	330	100	1090	0.52	0.70

- Tolerance: N=±30% ; M=±20%
- Operating Temperature Range: -30°C to +100°C (Including self-generated heat)
- Inductance measured using the HP4284A ; Chroma3302+1320
- DCR measured using the 16502 milli-ohm meter
- Inductance drop no more than 35% of initial value at Isat, temperature rises Δ t<40°C at rated current.
- Storage Temperature Range: -40°C to +85°C

### CHARACTERISTIC CURVE

#### CSS1038G Series



SMD

Leaded