

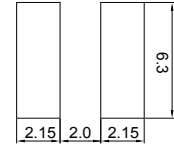
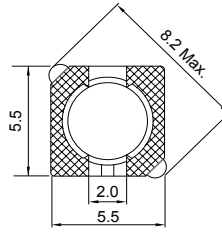
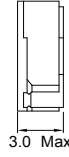
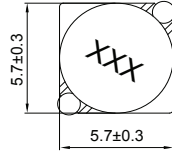
CSS0528P Series (SHIELDED)

■ SMD Wire Wound Power Inductors

MECHANICAL DIMENSIONS



CSS0528P



Recommended Patterns

unit: mm

ELECTRICAL SPECIFICATION

Part Number	Marking	Inductance (μH)	Test Freq. (KHz)	DCR (mΩ) Max.	Rated Current (A)
CSS0528P-2R5N-LRH	2R5	2.5	10	18	2.60
CSS0528P-3R0N-LRH	3R0	3.0	10	24	2.40
CSS0528P-4R2N-LRH	4R2	4.2	10	31	2.20
CSS0528P-5R3N-LRH	5R3	5.3	10	38	1.90
CSS0528P-6R2N-LRH	6R2	6.2	10	45	1.80
CSS0528P-8R2N-LRH	8R2	8.2	10	53	1.60
CSS0528P-100N-LRH	100	10	10	65	1.30
CSS0528P-120N-LRH	120	12	10	76	1.20
CSS0528P-150N-LRH	150	15	10	103	1.10
CSS0528P-180N-LRH	180	18	10	110	1.00
CSS0528P-220N-LRH	220	22	10	122	0.90
CSS0528P-270N-LRH	270	27	10	175	0.85
CSS0528P-330N-LRH	330	33	10	189	0.75
CSS0528P-390N-LRH	390	39	10	212	0.70
CSS0528P-470N-LRH	470	47	10	250	0.62
CSS0528P-560N-LRH	560	56	10	305	0.58
CSS0528P-680N-LRH	680	68	10	355	0.52
CSS0528P-820N-LRH	820	82	10	463	0.46
CSS0528P-101N-LRH	101	100	10	520	0.42

- Tolerance: N=±30% ; M=±20% ; L=±15%
- Operating Temperature Range: -30°C to +100°C (Including self-generated heat)
- Inductance measured using the HP4284A ; Chroma3302+1320
- DCR measured using the 16502 milli-ohm meter
- Inductance drop no more than 35% of initial value at Isat, temperature rises Δt<40°C at rated current.
- Storage Temperature Range: -40°C to +85°C

CHARACTERISTIC CURVE

CSS0528P Series

