

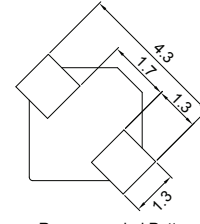
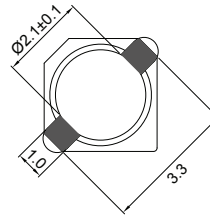
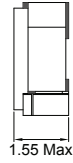
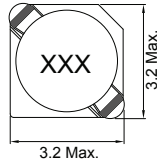
CSS0214P Series (SHIELDED)

■ SMD Wire Wound Power Inductors

MECHANICAL DIMENSIONS



CSS0214P



Recommended Patterns

unit: mm

ELECTRICAL SPECIFICATION

Part Number	Marking	Inductance (μH)	Test Freq. (KHz)	DCR (mΩ) Max.	Rated Current (mA)	Isat (mA)
CSS0214P-1R5N-LRH	1R5	1.5	100	63	2000	1800
CSS0214P-1R8N-LRH	1R8	1.8	100	75	1800	1650
CSS0214P-2R2N-LRH	2R2	2.2	100	94	1600	1500
CSS0214P-2R7N-LRH	2R7	2.7	100	106	1400	1350
CSS0214P-3R3N-LRH	3R3	3.3	100	125	1240	1200
CSS0214P-3R9N-LRH	3R9	3.9	100	138	1120	1100
CSS0214P-4R7N-LRH	4R7	4.7	100	169	1000	1000
CSS0214P-5R6N-LRH	5R6	5.6	100	188	980	950
CSS0214P-6R8N-LRH	6R8	6.8	100	213	920	850
CSS0214P-8R2N-LRH	8R2	8.2	100	281	800	800
CSS0214P-100N-LRH	100	10.0	100	294	760	700
CSS0214P-120N-LRH	120	12.0	100	394	640	620

- Tolerance: N=±30% ; M=±20% ; L=±15%
- Operating Temperature Range: -30°C to +100°C (Including self-generated heat)
- Inductance measured using the HP4284A ; Chroma3302+1320
- DCR measured using the 16502 milli-ohm meter
- Inductance drop no more than 35% of initial value at Isat, temperature rises Δ t<40°C at rated current.
- Storage Temperature Range: -40°C to +85°C

CHARACTERISTIC CURVE

CSS0214P Series

