

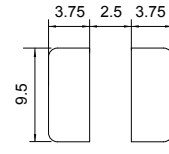
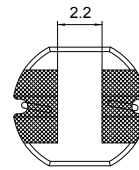
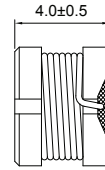
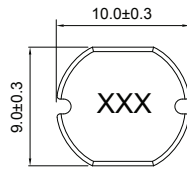
CSN104D Series (UNSHIELDED)

■ SMD Wire Wound Power Inductors

MECHANICAL DIMENSIONS



CSN104D



Recommended Patterns

unit: mm

ELECTRICAL SPECIFICATION

Part Number	Marking	Inductance (μH)	Test Freq. (KHz)	DCR (Ω) Max.	Rated Current (A)
CSN104D-100M-LRH	100	10	100	0.053	2.38
CSN104D-120M-LRH	120	12	100	0.061	2.13
CSN104D-150M-LRH	150	15	100	0.070	1.87
CSN104D-180M-LRH	180	18	100	0.081	1.73
CSN104D-220M-LRH	220	22	100	0.088	1.60
CSN104D-270M-LRH	270	27	100	0.100	1.44
CSN104D-330M-LRH	330	33	100	0.120	1.26
CSN104D-390M-LRH	390	39	100	0.151	1.20
CSN104D-470M-LRH	470	47	100	0.170	1.10
CSN104D-560K-LRH	560	56	100	0.199	1.01
CSN104D-680K-LRH	680	68	100	0.223	0.91
CSN104D-820K-LRH	820	82	100	0.252	0.85
CSN104D-101K-LRH	101	100	10	0.344	0.74
CSN104D-121K-LRH	121	120	10	0.396	0.69
CSN104D-151K-LRH	151	150	10	0.544	0.61
CSN104D-181K-LRH	181	180	10	0.621	0.56
CSN104D-221K-LRH	221	220	10	0.721	0.53
CSN104D-271K-LRH	271	270	10	0.949	0.45
CSN104D-331K-LRH	331	330	10	1.100	0.42
CSN104D-391K-LRH	391	390	10	1.245	0.38
CSN104D-471K-LRH	471	470	10	1.526	0.35
CSN104D-561K-LRH	561	560	10	1.904	0.32
CSN104D-102K-LRH	102	1000	1	3.800	0.16

- Tolerance: M=±20% ; L=±15% ; K=±10%
- Operating Temperature Range: -30°C to +100°C (Including self-generated heat)
- Inductance measured using the HP4284A ; Chroma 3302+1320
- DCR measured using the 16502 milli-ohm meter
- Inductance drop no more than 10% of initial value at rated current ,temperature rises $\Delta t < 40^{\circ}\text{C}$
- Storage Temperature Range: -40°C to +85°C

CHARACTERISTIC CURVE

CSN104D Series

