

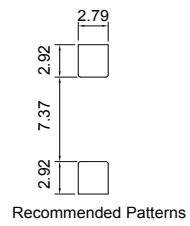
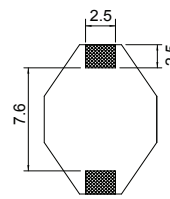
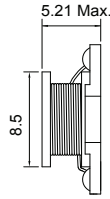
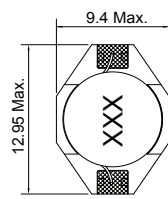
CSN084F Series (UNSHIELDED)

■ SMD Wire Wound Power Inductors

MECHANICAL DIMENSIONS



CSN084F



unit: mm

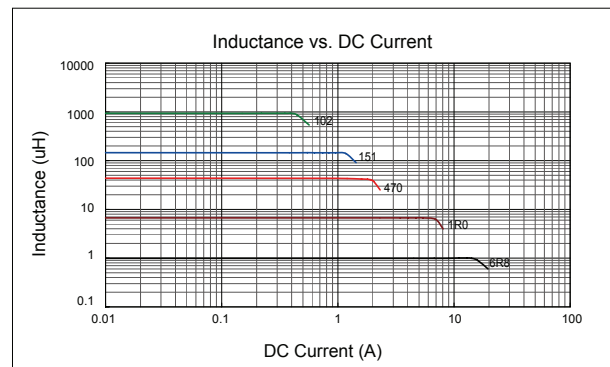
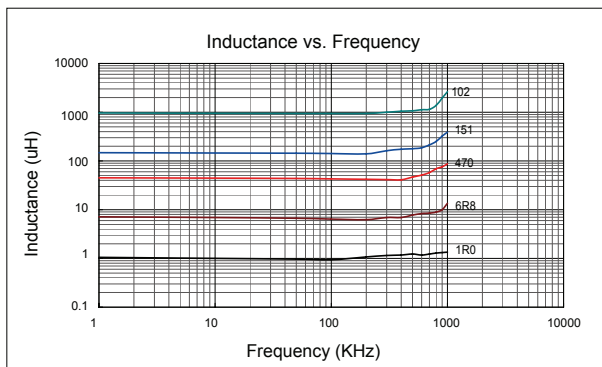
ELECTRICAL SPECIFICATION

Part Number	Marking	Inductance (μH)	Test Freq. (KHz)	DCR (Ω) Max.	Rated Current (A)	Isat (A)
CSN084F-1R0M-LRH	1R0	1.0	100	0.009	6.80	9.00
CSN084F-1R5M-LRH	1R5	1.5	100	0.010	6.40	8.00
CSN084F-2R2M-LRH	2R2	2.2	100	0.012	6.10	7.00
CSN084F-3R3M-LRH	3R3	3.3	100	0.015	5.40	6.40
CSN084F-4R7M-LRH	4R7	4.7	100	0.018	4.80	5.40
CSN084F-6R8M-LRH	6R8	6.8	100	0.027	4.40	4.60
CSN084F-100M-LRH	100	10	100	0.038	3.90	3.80
CSN084F-150M-LRH	150	15	100	0.046	3.10	3.00
CSN084F-220M-LRH	220	22	100	0.085	2.70	2.60
CSN084F-330M-LRH	330	33	100	0.100	2.10	2.00
CSN084F-470M-LRH	470	47	100	0.140	1.80	1.60
CSN084F-680M-LRH	680	68	100	0.200	1.50	1.40
CSN084F-101M-LRH	101	100	100	0.280	1.30	1.20
CSN084F-151M-LRH	151	150	100	0.400	1.00	1.00
CSN084F-221M-LRH	221	220	100	0.610	0.80	0.80
CSN084F-331M-LRH	331	330	100	1.020	0.60	0.60
CSN084F-471M-LRH	471	470	100	1.270	0.50	0.50
CSN084F-681M-LRH	681	680	100	2.020	0.40	0.40
CSN084F-102M-LRH	102	1000	100	3.000	0.30	0.30

- Tolerance: M=±20% ; L=±15% ; K=±10%
- Operating Temperature Range: -30°C to +100°C (Including self-generated heat)
- Inductance measured using the HP4284A ; Chroma3302+1320
- DCR measured using the 16502 milli-ohm meter
- Inductance drop no more than 10% of initial value at Isat, temperature rises Δt<30°C at rated current
- Storage Temperature Range: -40°C to +85°C

CHARACTERISTIC CURVE

CSN084F Series



SMD

Leaded