

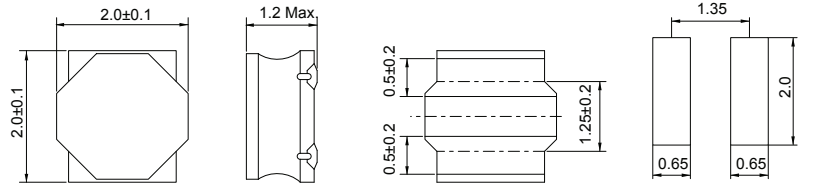
CSMV2012D Series (SHIELDED)

■ SMD Wire Wound Power Inductors

MECHANICAL DIMENSIONS



CSMV2012D



Recommended Patterns

unit: mm

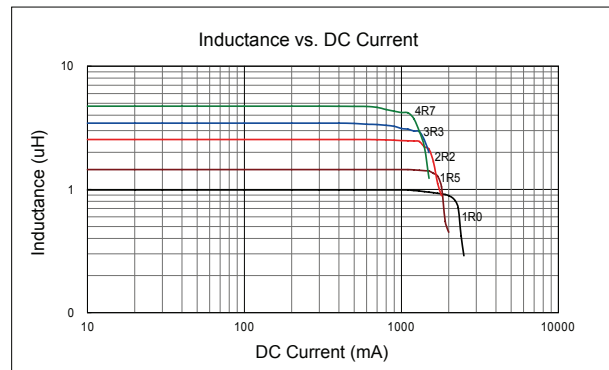
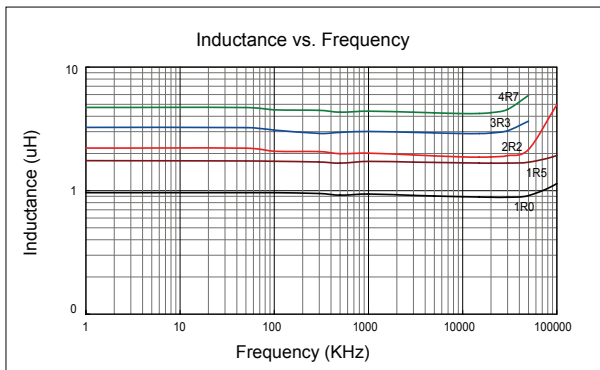
ELECTRICAL SPECIFICATION

Part Number	Inductance @100KHz (uH)	Inductance Tolerance	DCR ±20% (Ω)	Rated Current (mA)			
				Saturation Current Idc1 (Typ.)	Temperature Rise Current Idc2 (Typ.)	Saturation Current Idc1 (Max.)	Temperature Rise Current Idc2 (Max.)
CSMV2012D-1R0N-LRH	1.0	±30%	0.073	2350	1830	2200	1650
CSMV2012D-1R5N-LRH	1.5	±30%	0.100	1950	1550	1800	1400
CSMV2012D-2R2M-LRH	2.2	±20%	0.129	1700	1350	1600	1200
CSMV2012D-3R3M-LRH	3.3	±20%	0.227	1350	1040	1250	900
CSMV2012D-4R7M-LRH	4.7	±20%	0.325	1150	850	1100	750

- Operating temperature Range: -25°C to +125°C (Including self-temperature rise)
- Storage Temp. Range: -40°C to +85°C
- Inductance measured using the HP4285A and Chroma1320 & 3302
- DCR measured using Chroma16502
- SRF measured using the HP4291B
- Saturation Current Idc1: The value of current causes a 30% inductance reduction from initial value.(at Ta: 20°C)
- Temperature rise current Idc2: The value of current causes a 40°C temperature rise.(at Ta: 20°C)
- Rated Current: Either Idc1 or Idc2 whichever is smaller.
- MSL: Level 1

CHARACTERISTIC CURVE

CSMV2012D Series



SMD

Leaded