

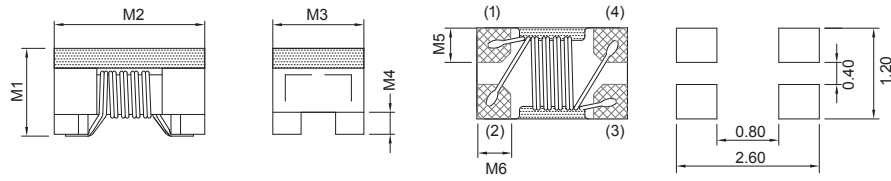
# BIH2012OB Series

## ■ SMD Balun Transformer

### MECHANICAL DIMENSIONS



BIH2012OB

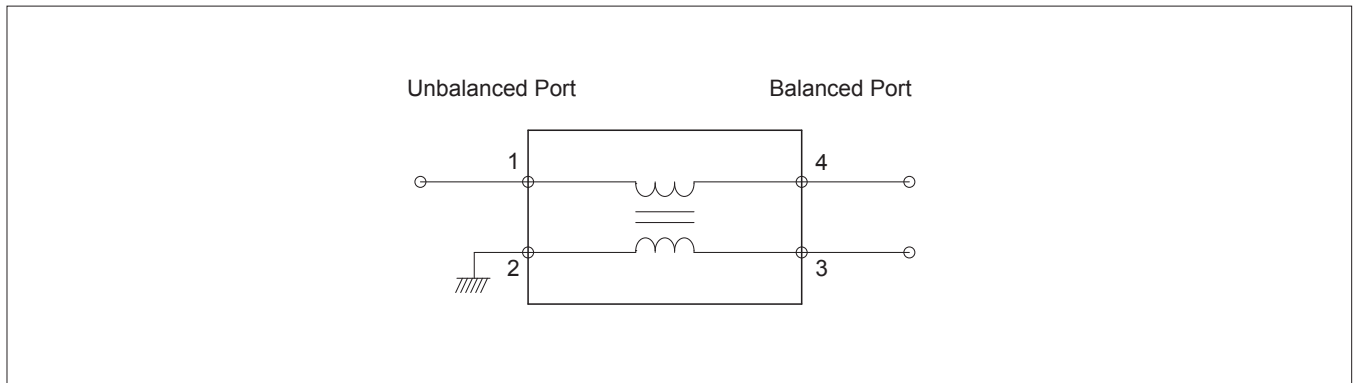


Recommended Patterns

unit: mm

TYPE	M1	M2	M3	M4	M5	M6
BIH2012OB	1.2±0.2	2.0±0.2	1.2±0.2	0.17	0.40 Typ.	0.45 Typ.

### EQUIVALENT CIRCUIT



### FEATURES

- Input impedance is 50Ω or 75Ω.
- Impedance ratio is 1:1
- Frequency band width is 40MHz to 1.8GHz
- RoHs compliant and Halogen Free.

### ELECTRICAL SPECIFICATION

Part Number	UB/B Impedance (Ω)	Insulation (M OHM) Min.	Withstand Voltage (DCV)	DCR (Ω) Max.	Rated Voltage (DCV)	Rated Current (mA)	Frequency Range	Insertion Loss at Freq.Range (dB) Max.
BIH2012OB-001H	50/50	10	125	0.35	50	330	40MHz to 0.86GHz	2.5
BIH2012OB-002H	75/75	10	125	0.35	50	330	50MHz to 1.2GHz	1.2
BIH2012OB-003H	75/75	10	125	0.35	50	330	1.0GHz to 1.5GHz	1.4
BIH2012OB-004H	75/75	10	125	0.35	50	330	50MHz to 1.2GHz	1.2
BIH2012OB-005H	50/50	10	125	0.35	50	330	400MHz to 1.8GHz	2.2
BIH2012OB-006H	75/75	10	125	0.50	50	330	400MHz to 1.8GHz	2.0
BIH2012OB-007H	75/75	10	125	0.50	50	330	50MHz to 1.2GHz	1.2

SMD

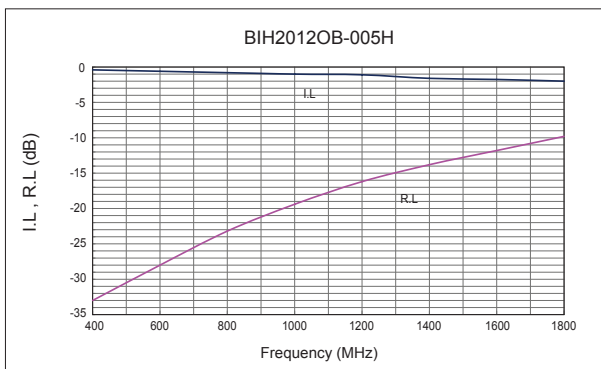
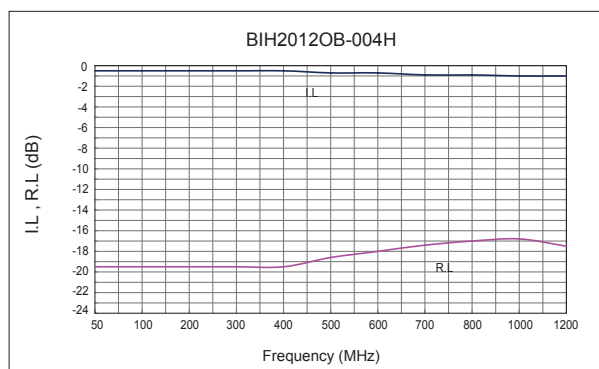
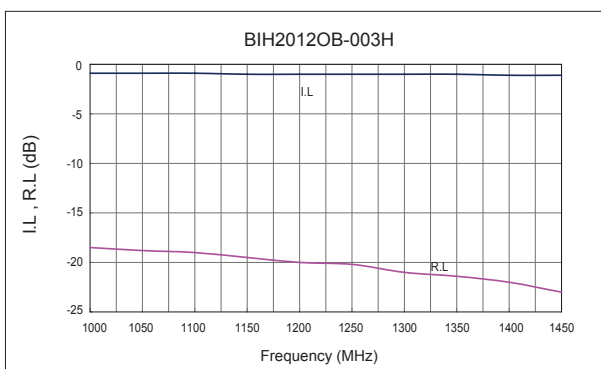
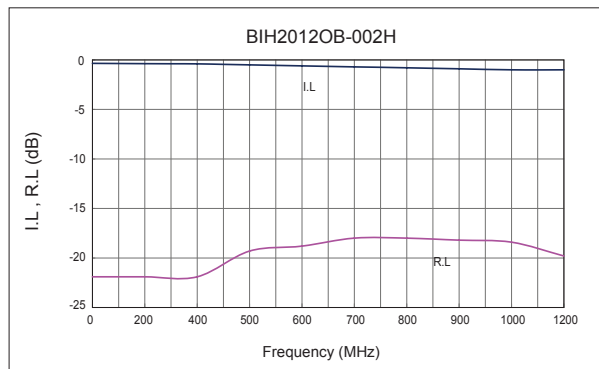
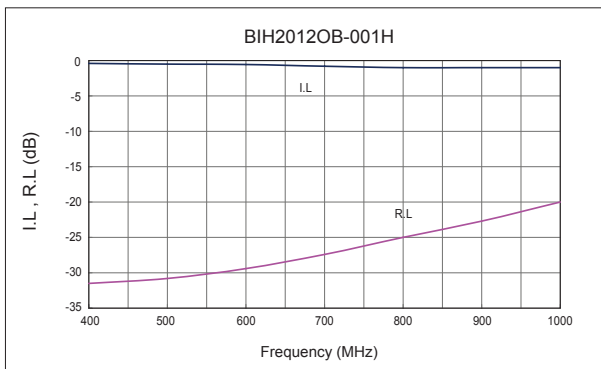
Leaded

# BIH2012OB Series

## ■ SMD Balun Transformer

### CHARACTERISTIC CURVE

BIH2012OB Series



SMD

Leaded