



ISO 9001:2000
REGISTERED

GTM41060-FW



**Open Frame Switching Power Supply, 25 Watts,
Universal Input, Medical, Class II**



ELECTRICAL SPECIFICATIONS:

INPUT VOLTAGE:
100-240 VAC

INPUT CURRENT:
< 0.6 A RMS MAX

INPUT FREQUENCY:
47 - 63 HZ

OUTPUT CURRENT:
NO LOAD TO FULL LOAD, NO MINIMUM LOAD REQUIRED

OUTPUT POWER (RATED):
25 WATTS MAX

SWITCHING FREQUENCY OUTPUT RIPPLE (PEAK TO PEAK):
< 1% TYPICAL

OUTPUT REGULATION (LINE/LOAD):
+ 5 % FOR MAIN OUTPUT, MEASURED AT O/P CONNECTOR

LINE REGULATION:
+ 1 % MAX AT FULL LOAD

TURN ON/ TURN OFF OVERSHOOT:
4% MAX 500uS MAX RECOVERY TIME FOR 25% STEP LOAD

TURN-ON DELAY:
3000 mSEC MAX

HOLD-UP TIME:
16 mSEC MIN AT NOMINAL INPUT AND FULL LOAD

INRUSH CURRENT:
30 A MAX AT COLD START 120 VAC, 60A MAX
COLD START 230VAC

SWITCHING FREQUENCY:
66.5 KHZ TYPICAL

OVER-VOLTAGE PROTECTION:
VOLTAGE LIMITED LESS 130% OF NOMINAL VOLTAGE

OVER-CURRENT / SHORT CIRCUIT:
HICCUP WITH AUTO RECOVERY TO 1.1 - 1.3 IO

NO LOAD POWER CONSUMPTION:
< 1 W @ 230 V

OTHER PROTECTION:
INPUT FUSING

SAFETY APPROVALS (PENDING):
UL60601-1-3, CUL TO 22.2# 601, DEMKO TO EN60601,
CE CLASS II, PSE TO J60950, CB REPORT, VCCI

DIELECTRIC WITHSTAND VOLTAGE:
5656 VDC PRIMARY-SECONDARY

LEAKAGE CURRENT:
< 0.25 mA

LINE SURGE:
EN 61000-4-5 LEVEL 4

EMI:
COMPLIES WITH EN55011 CLASS B AND FCC PART 15
CLASS B WHEN TESTED WITH A RESISTIVE LOAD, BOTH
CONDUCTED AND RADIATED

OUTPUT VOLTAGE / CURRENT:

MODEL NUMBER	PART NUMBER	OUTPUT VOLTAGE (VDC)	OUTPUT CURRENT (A)	RATED OUTPUT POWER (W)
GTM41060 (-or CC) 1003-X.Y-FW		+3.00	0 - 2.60	0 - 8.6
GTM41060 (-or CC) 1505-X.Y-FW		+5.00	0 - 3.00	0 - 15
GTM41060 (-or CC) 1706-X.Y-FW		+6.00	0 - 2.80	0 - 18
GTM41060 (-or CC) 1807-X.Y-FW		+7.00	0 - 2.57	0 - 18
GTM41060 (-or CC) 1809-X.Y-FW		+9.00	0 - 2.00	0 - 18
GTM41060 (-or CC) 2512-X.Y-FW		+12.00	0 - 2.08	0 - 25
GTM41060 (-or CC) 2515-X.Y-FW		+15.00	0 - 1.67	0 - 25
GTM41060 (-or CC) 2518-X.Y-FW		+18.00	0 - 1.40	0 - 25
GTM41060 (-or CC) 2520-X.Y-FW		+20.00	0 - 1.25	0 - 25
GTM41060 (-or CC) 2524-X.Y-FW		+24.00	0 - 1.04	0 - 25
GTM41060 (-or CC) 2530-X.Y-FW		+30.00	0 - 0.833	0 - 25

CE MARK:

TESTED TO COMPLY WITH EN 60601-1-2:2001, EN61000-3-2 ,
EN61000-3-3AND EN50082-1, INCLUDING EN61000-4-2,
EN61000-4-3, EN61000-4-4, EN61000-4-5, EN61000-4-6,
EN61000-4-11, LEVEL 4. UNIT IS ELIGIBLE FOR CE MARK.

MTBF:

GREATER THAN 50,000 HOURS AT 25°C AMBIENT
TEMPERATURE, OPERATING TEMPERATURE: 0°C TO 40° C

STORAGE TEMPERATURE:

-40°C TO 80° C

HUMIDITY:

0% TO 90% RELATIVE HUMIDITY

MODEL NUMBER DESCRIPTION:

MODEL GT-41060-WWVV-X.X

WHERE:

41060: SERIES CODE
(- OR CC): "-" = CONSTANT VOLTAGE MODEL, "CC" =
CONSTANT CURRENT OPTION
WW = DENOTES RATED WATTAGE
(VV) = RATED VOLTAGE
(X.X) = DENOTES VOLTAGE DIFFERENTIATOR

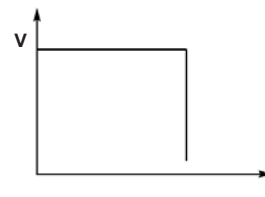
PART NUMBER DESIGNATION:

SEE P/N SYSTEM FOR EXPLANATION:
XXX - DESIGNATION OUTPUT CORD + PLUG OPTION

NOTES:

1. EACH OUTPUT CURRENT MAY VARY WITHIN ITS DESIGNATION RANGE, AS LONG AS OUTPUT POWER IS NOT EXCEEDED.
2. SINGLE OUTPUT MAY VARY FROM 3VDC-30VDC IN 0.1V INCREMENTS
3. (-Y.Y) OPTIONAL FOR SPECIFYING OUTPUT VOLTAGE DEVIATION FROM LISTED RATINGS. SUBTRACT Y.Y FROM RATED VOLTAGE.

"CC", CONSTANT CURRENT OPTION PERFORMANCE:



V = RATED VO

I = RATED IO

ACTUAL DATA TO BE PROVIDED ON PRODUCT SPEC.

SPECIFICATIONS MAY CHANGE WITHOUT PRIOR NOTICE. CONSULT GLOBTEK CUSTOMER SERVICE FOR LATEST SPECIFICATIONS.



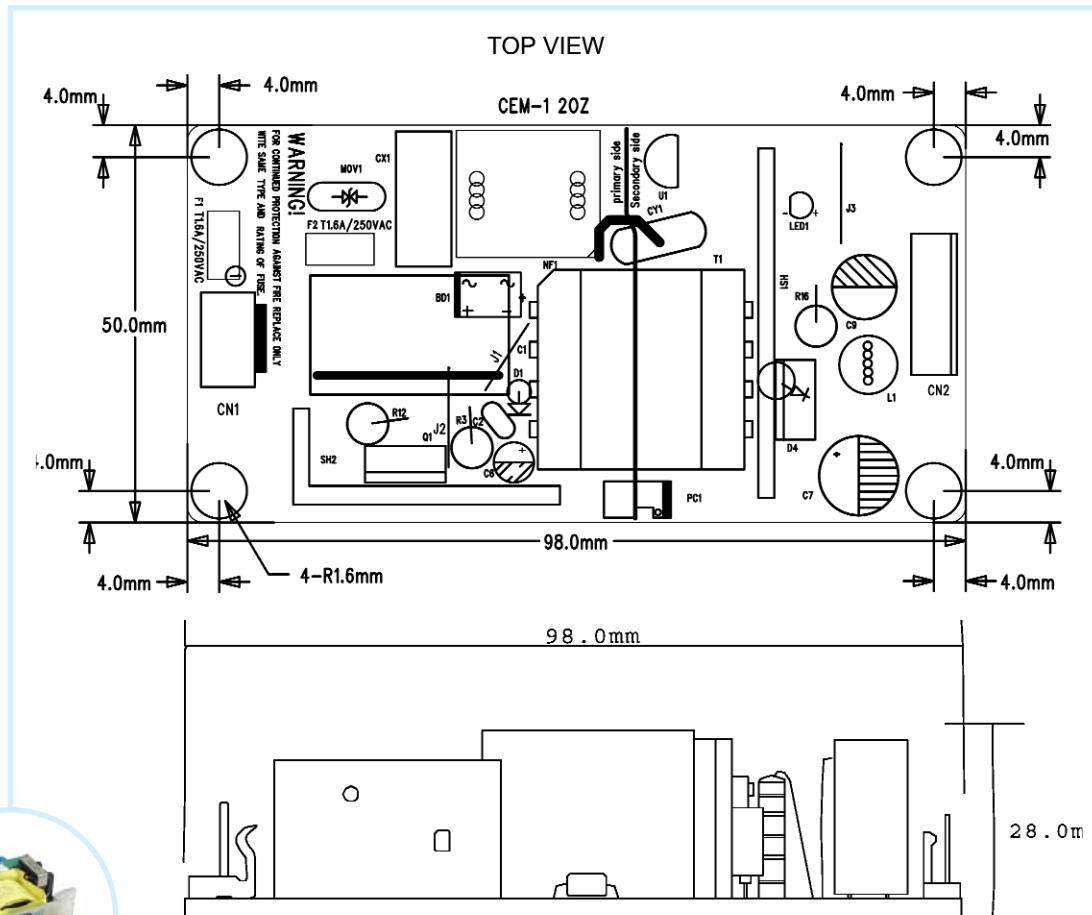


**Open Frame Switching Power Supply, 25 Watts,
Universal Input, Medical, Class II**



MECHANICAL

SIZE: 98 x 50 x 28 ± 0.5 mm

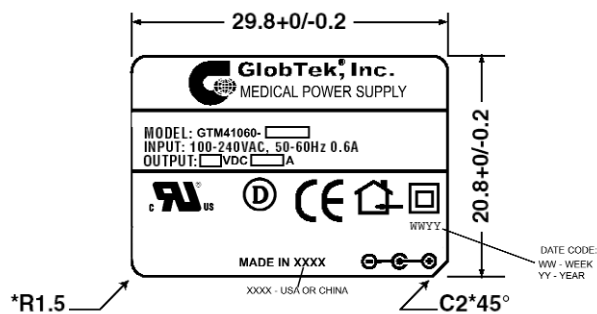


INPUT CONNECTOR:

MOLEX 09-65-2038
OR EQUIVALENT,
3 CIRCUITS WITH
2 PIN REMOVED

OUTPUT CONNECTOR:

MOLEX 22-28-0040
OR EQUIVALENT,
6 CIRCUITS
CONNECTOR



NOTE: FOR OTHER OUTPUT CONNECTOR OPTIONS,
SEE OUTPUT/PLUG/CORD OPTIONS PAGE.

SPECIFICATIONS MAY CHANGE WITHOUT PRIOR NOTICE. CONSULT GLOBTEK CUSTOMER SERVICE FOR LATEST SPECIFICATIONS.