



ISO 9001:2000
REGISTERED

GTM41060



**Wall Plug-In Switching Power Supply, 25 Watts,
Interchangeable Blade, Universal Input, Medical, Class II**



ELECTRICAL SPECIFICATIONS:

INPUT VOLTAGE:
100-240 VAC

INPUT CURRENT:
< 0.6 A RMS MAX

INPUT FREQUENCY:
47 - 63 HZ

OUTPUT CURRENT:
NO LOAD TO FULL LOAD, NO MINIMUM LOAD REQUIRED

OUTPUT POWER (RATED):
25 WATTS MAX

SWITCHING FREQUENCY OUTPUT RIPPLE (PEAK TO PEAK):
< 1% TYPICAL

OUTPUT REGULATION (LINE/LOAD):
+ 5 % FOR MAIN OUTPUT, MEASURED AT O/P CONNECTOR

LINE REGULATION:
+ 1 % MAX AT FULL LOAD

TURN ON/ TURN OFF OVERSHOOT:
4% MAX 500US MAX RECOVERY TIME FOR 25% STEP LOAD

TURN-ON DELAY:
3000 MSEC MAX

HOLD-UP TIME:
16 MSEC MIN AT NOMINAL INPUT AND FULL LOAD

INRUSH CURRENT:
30 A MAX AT COLD START 120 VAC, 60A MAX COLD START 230VAC

SWITCHING FREQUENCY:
66.5 KHZ TYPICAL

OVER-VOLTAGE PROTECTION:
VOLTAGE LIMITED LESS 130% OF NOMINAL VOLTAGE
OVER-CURRENT / SHORT CIRCUIT: HICCUP WITH AUTO RECOVERY TO 1.1 - 1.3 IO

NO LOAD POWER CONSUMPTION:
< 1 W @ 230 V

OTHER PROTECTION:
INPUT FUSING

SAFETY APPROVALS (PENDING):
UL60601-1, CUL TO 22.2# 601, DEMKO TO EN60601, CE CLASS II, PSE TO J60950, CB REPORT

DIELECTRIC WITHSTAND VOLTAGE:
5656 VDC PRIMARY-SECONDARY

LEAKAGE CURRENT:
< 0.25 MA

LINE SURGE:
EN 61000-4-5 LEVEL 4

EMI:
COMPLIES WITH EN55011 CLASS B AND FCC PART 15 CLASS B WHEN TESTED WITH A RESISTIVE LOAD, BOTH CONDUCTED AND RADIATED

CE MARK:

TESTED TO COMPLY WITH EN 60601-1-2:2001, EN61000-3-2, EN61000-3-3AND EN50082-1, INCLUDING EN61000-4-2, EN61000-4-3, EN61000-4-4, EN61000-4-5, EN61000-4-6, EN61000-4-11, LEVEL 4. UNIT IS ELIGIBLE FOR CE MARK.

MTBF:

GREATER THAN 50,000 HOURS AT 25°C AMBIENT TEMPERATURE.

OPERATING TEMPERATURE:

0°C TO 40° C

STORAGE TEMPERATURE:

-40°C TO 80° C

HUMIDITY:

0% TO 90% RELATIVE HUMIDITY

MODEL NUMBER DESCRIPTION:

MODEL GT-41060-WWVV-X.X

WHERE:

41060: SERIES CODE
(- OR CC): "-" = CONSTANT VOLTAGE MODEL, "CC" = CONSTANT CURRENT OPTION
WW = DENOTES RATED WATTAGE
(VV) = RATED VOLTAGE
(X.X) = DENOTES VOLTAGE DIFFERENTIATOR

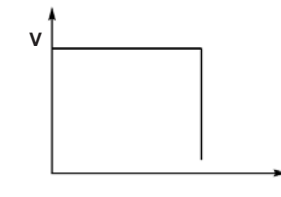
PART NUMBER DESIGNATION:

SEE P/N SYSTEM FOR EXPLANATION:
XXX - DESIGNATION OUTPUT CORD + PLUG OPTION

NOTES:

1. EACH OUTPUT CURRENT MAY VARY WITHIN ITS DESIGNATION RANGE, AS LONG AS OUTPUT POWER IS NOT EXCEEDED.
2. SINGLE OUTPUT MAY VARY FROM 3VDC-30VDC IN 0.1V INCREMENTS
3. (-.Y.Y) OPTIONAL FOR SPECIFYING OUTPUT VOLTAGE DEVIATION FROM LISTED RATINGS. SUBTRACT Y.Y FROM RATED VOLTAGE.

"CC", CONSTANT CURRENT OPTION PERFORMANCE:



V = RATED VO

I = RATED IO

ACTUAL DATA TO BE PROVIDED ON PRODUCT SPEC.

OUTPUT VOLTAGE / CURRENT:

MODEL NUMBER	PART NUMBER	OUTPUT VOLTAGE (VDC)	OUTPUT CURRENT (A)	RATED OUTPUT POWER (W)
GTM41060(-or CC)1003-X.X-W2	WR9QQ2600XXX-N-MED	+3.00	0 - 2.60	0 - 8.6
GTM41060(-or CC)1505-X.X-W2	WR9QA3000XXX-N-MED	+5.00	0 - 3.00	0 - 15
GTM41060(-or CC)1706-X.X-W2	WR9QB2800XXX-N-MED	+6.00	0 - 2.80	0 - 18
GTM41060(-or CC)1807-X.X-W2	WR9QC2570XXX-N-MED	+7.00	0 - 2.57	0 - 18
GTM41060(-or CC)1809-X.X-W2	WR9QD2000XXX-N-MED	+9.00	0 - 2.00	0 - 18
GTM41060(-or CC)2512-X.X-W2	WR9QE2080XXX-N-MED	+12.00	0 - 2.08	0 - 25
GTM41060(-or CC)2515-X.X-W2	WR9QG1670XXX-N-MED	+15.00	0 - 1.67	0 - 25
GTM41060(-or CC)2518-X.X-W2	WR9QH1400XXX-N-MED	+18.00	0 - 1.40	0 - 25
GTM41060(-or CC)2520-X.X-W2	WR9QZ1250XXX-N-MED	+20.00	0 - 1.25	0 - 25
GTM41060(-or CC)2524-X.X-W2	WR9QI040XXX-N-MED	+24.00	0 - 1.04	0 - 25
GTM41060(- or CC)2530-X.X-W2	WR9QR833XXX-N-MED	+30.00	0 - 0.833	0 - 25

SPECIFICATIONS MAY CHANGE WITHOUT PRIOR NOTICE. CONSULT GLOBTEK CUSTOMER SERVICE FOR LATEST SPECIFICATIONS.

www.globtek.com

+1.201.784.1000

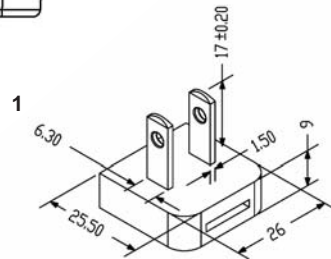
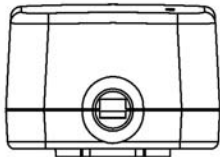
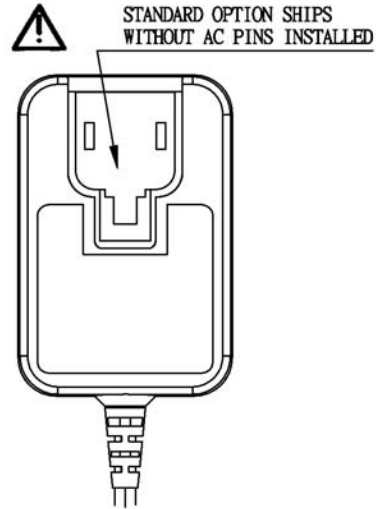
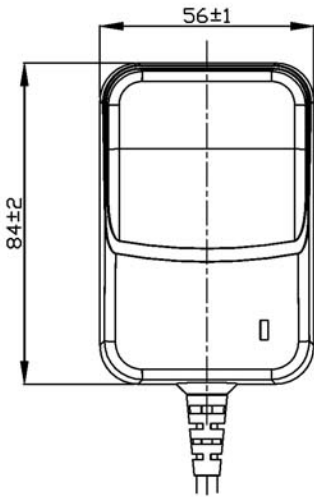


Wall Plug-In Switching Power Supply, 25 Watts, Interchangeable Blade, Universal Input, Medical, Class II

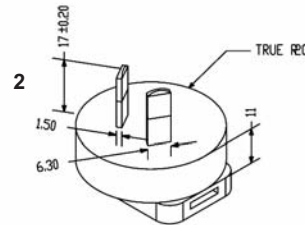


ENCLOSURE

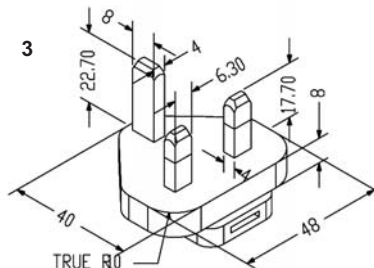
UPPER HOUSING: HIGH IMPACT PLASTIC, 94V0 POLYCARBONATE, NON-VENTED, COLOR BLACK
LOWER HOUSING: HIGH IMPACT PLASTIC 94V0 POLYCARBONATE, NON- VENTED, COLOR BLACK
SIZE: 84 x 56 x 37.9 ± 1 mm



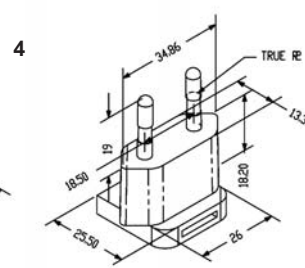
P/N: Q-NA



P/N: Q-SAA



P/N: Q-UK



P/N: Q-EU

INPUT CONNECTOR:

N.A. CONFIGURATION:

- 1. CLASS II MODEL NEMA 1-15P AC POWER RECEPTACLE WITH 2 PRONGS

- 2. AUSTRALIAN CONFIGURATION:

SAA 2 PINS CLASS II

- 3. UK CONFIGURATION:

UK 2 PINS CLASS II

- 4. EUROPEAN CONFIGURATION:

EUROPLUG 2 PINS, CLASS II

