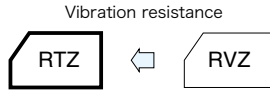



Chip Type 105°C Use, Low Z, For Vibration Capacitors

- GREEN CAP
- SMD
- Vibration Resistance
- Low Z
- 105°C 2000hours
- Anti-cleaning solvent

- Compatible with surface mounting.
- For Vibration resistance. (30G guaranteed)
- Supplied with carrier taping.
- Guarantees 2000 hours at 105°C. (φ12.5 to φ18 : 5000hours)



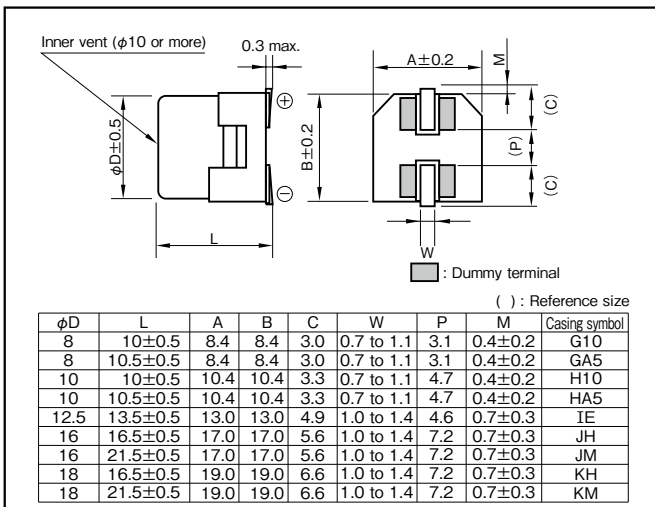
Marking color : Black print

Specifications

Item	Performance						
Category temperature range (°C)	-55 to +105						
Tolerance at rated capacitance (%)	±20 (20°C, 120Hz)						
Leakage current (μA)	Less than 0.01CV or 3 whichever is larger (after 2 minutes) C : Rated capacitance (μF) , V : Rated voltage (V) (20°C)						
Tangent of loss angle (tanδ)	Rated voltage (V)	6.3	10	16	25	35	
	tanδ (max.)	0.28	0.24	0.20	0.16	0.14	
0.02 is added to every 1000μF increase over 1000μF (20°C, 120Hz)							
Characteristics at high and low temperature	Rated voltage (V)	6.3	10	16	25	35	
	Impedance ratio (max.)	Z-25°C/Z+20°C	4	3	2	2	2
		Z-55°C/Z+20°C	8	5	4	3	3
(120Hz)							
Endurance (105°C) (Applied ripple current)	Test time	2000 hours (φ8, 10) 5000 hours (φ12.5 to 18)					
	Leakage current	The initial specified value or less					
	Percentage of capacitance change	Within ±25% of initial value					
	Tangent of loss angle	200% or less of the initial specified value					
Shelf life (105°C)	Test time : 1000hours ; other items are same as the endurance. Voltage application treatment : According to JIS C5101-4						
Applicable standards	JIS C5101-1 1998, -18 1999 (IEC 60384-1 1992, -18 1993)						

Outline Drawing

Unit : mm



Coefficient of Frequency for Rated Ripple Current

Frequency (Hz)	120	1k	10k	100k
Rated voltage (V)	0.50	0.75	0.90	1
6.3 to 35				

Part numbering system

φ8, φ10 (example : 6.3V1500μF)

RTZ	6	V	152	M	HA5	SU	
Series code	Rated voltage symbol	Rated capacitance symbol	Capacitance tolerance symbol	Casing symbol	Taping symbol		

φ12.5 or more (example : 6.3V2200μF)

RTZ	6	V	222	M	IE	T	
Series code	Rated voltage symbol	Rated capacitance symbol	Capacitance tolerance symbol	Casing symbol	Taping symbol		

If "Standard (terminal)" type is required, please see the series RVZ of page 70.

- Soldering conditions are described on page 15.
- Land pattern size are described on page 13.
- The taping specifications are described on page 16.

Standard Ratings

Rated voltage (V)	6.3				10				16				25				35							
	Case	Casing symbol	Impedance (Ω max.)	Rated ripple current (mA rms)	Case	Casing symbol	Impedance (Ω max.)	Rated ripple current (mA rms)	Case	Casing symbol	Impedance (Ω max.)	Rated ripple current (mA rms)	Case	Casing symbol	Impedance (Ω max.)	Rated ripple current (mA rms)	Case	Casing symbol	Impedance (Ω max.)	Rated ripple current (mA rms)				
150	-	-	-	-	-	-	-	-	-	-	-	-	-	-	-	-	-	-	-	-	-			
220	-	-	-	-	-	-	-	-	8 × 10	G10	0.20	450	8 × 10.5	GA5	0.17	450	10 × 10	H10	0.10	670	10 × 10	H10	0.10	670
330	-	-	-	-	8 × 10.5	GA5	0.17	450	10 × 10	H10	0.10	670	8 × 10.5	GA5	0.17	450	10 × 10	H10	0.10	670	10 × 10.5	HA5	0.090	670
470	8 × 10.5	GA5	0.17	450	8 × 10.5	GA5	0.17	450	8 × 10.5	GA5	0.17	450	10 × 10.5	HA5	0.090	670	12.5 × 13.5	IE	0.060	1100	16 × 16.5	JH	0.046	1540
680	8 × 10.5	GA5	0.17	450	10 × 10.5	HA5	0.090	670	10 × 10.5	HA5	0.090	670	12.5 × 13.5	IE	0.060	1100	16 × 16.5	JH	0.046	1540	12.5 × 13.5	IE	0.060	1100
1000	8 × 10.5	GA5	0.17	450	10 × 10.5	HA5	0.090	670	12.5 × 13.5	IE	0.060	1100	16 × 16.5	JH	0.046	1540	16 × 16.5	JH	0.046	1540	18 × 16.5	KH	0.042	1760
1500	10 × 10.5	HA5	0.090	670	12.5 × 13.5	IE	0.060	1100	16 × 16.5	JH	0.046	1540	16 × 16.5	JH	0.046	1540	18 × 16.5	KH	0.042	1760	-	-	-	-
2200	12.5 × 13.5	IE	0.060	1100	16 × 16.5	JH	0.046	1540	16 × 16.5	JH	0.046	1540	18 × 16.5	KH	0.042	1760	18 × 21.5	JM	0.040	1840	18 × 21.5	JM	0.040	1840
3300	16 × 16.5	JH	0.046	1540	16 × 16.5	JH	0.046	1540	18 × 16.5	KH	0.042	1760	18 × 21.5	JM	0.040	1840	18 × 21.5	JM	0.040	1840	18 × 21.5	KM	0.038	1960
4700	16 × 21.5	JM	0.040	1840	18 × 16.5	KH	0.042	1760	18 × 21.5	KM	0.038	1960	18 × 21.5	KM	0.038	1960	-	-	-	-	-	-	-	-
6800	18 × 21.5	KM	0.038	1960	-	-	-	-	-	-	-	-	-	-	-	-	-	-	-	-	-	-	-	-
8200	18 × 21.5	KM	0.038	1960	-	-	-	-	-	-	-	-	-	-	-	-	-	-	-	-	-	-	-	-

(Note) Rated ripple current : 105°C , 100kHz, Impedance : 20°C , 100kHz