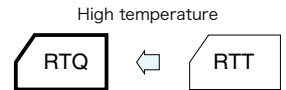



Chip Type 150°C Use, Low ESR, For Vibration Capacitors

GREEN CAP SMD Vibration Resistance Low ESR 150°C 1000hours Anti-cleaning solvent

- Compatible with surface mounting.
- For Vibration resistance. (30G guaranteed)
- Supplied with carrier taping.
- Guaranteed 1000 hours at 150°C.

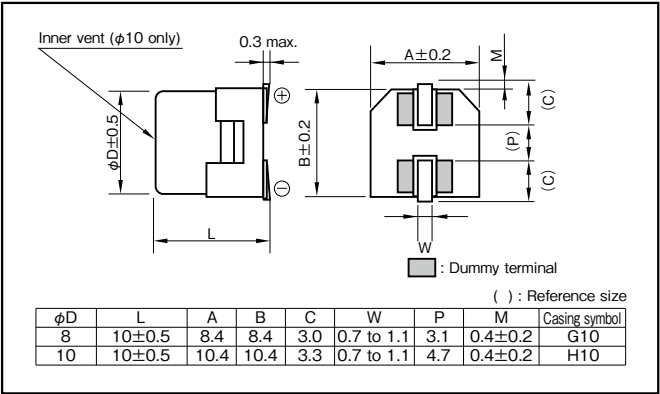


Marking color : Black print

Specifications

Item	Performance
Category temperature range (°C)	-40 to +150
Tolerance at rated capacitance (%)	±20 (20°C,120Hz)
Leakage current (µA)	Less than 0.02CV or 3 whichever is larger (after 2 minutes) C : Rated capacitance (µF) , V : Rated voltage (V) (20°C)
Tangent of loss angle (tanδ)	Rated voltage (V)
	tanδ (max.)
Characteristics at high and low temperature	Rated voltage (V)
	Impedance ratio (max.)
	Z-25°C/Z+20°C
	Z-40°C/Z+20°C
Endurance (150°C)	Test time
	Leakage current
	Percentage of capacitance change
	Tangent of loss angle
	Shelf life (150°C)
Applicable standards	JIS C5101-1 1998, -18 1999 (IEC 60384-1 1992, -18 1993)

Outline Drawing



Coefficient of Frequency for Rated Ripple Current

Frequency (Hz)	120	1k	10k	100k
Rated voltage (V)				
10 to 35	0.77	0.88	0.96	1

Part numbering system  
φ10X10L (example : 35V100µF)

RTQ — 35 V 101 M H10 U Q — □

Series code Rated voltage symbol Rated capacitance symbol Capacitance tolerance symbol Casing symbol Additional symbol Taping symbol

- Soldering conditions are described on page 15.
- Land pattern size are described on page 13.
- The taping specifications are described on page 16.

Standard Ratings

Rated capacitance (mF)	Item	10				16				25			
		Case	Casing symbol	ESR	Rated ripple current	Case	Casing symbol	ESR	Rated ripple current	Case	Casing symbol	ESR	Rated ripple current
47	—	—	—	—	8 × 10	G10	0.70	120	8 × 10	G10	0.70	120	
68	—	—	—	—	8 × 10	G10	0.70	120	8 × 10	G10	0.70	120	
100	8 × 10	G10	0.70	120	8 × 10	G10	0.70	120	8 × 10	G10	0.70	120	
150	—	—	—	—	10 × 10	H10	0.40	160	10 × 10	H10	0.40	160	
220	8 × 10	G10	0.70	120	10 × 10	H10	0.40	160	10 × 10	H10	0.40	160	
330	10 × 10	H10	0.40	160	10 × 10	H10	0.40	160	—	—	—	—	
470	10 × 10	H10	0.40	160	—	—	—	—	—	—	—	—	

Rated capacitance (mF)	Item	35			
		Case	Casing symbol	ESR	Rated ripple current
33	8 × 10	G10	0.70	120	
47	8 × 10	G10	0.70	120	
68	8 × 10	G10	0.70	120	
100	10 × 10	H10	0.40	160	
150	10 × 10	H10	0.40	160	

(Note) Rated ripple current : 150°C , 100kHz ; ESR : 20°C , 100kHz

NOTE : Design, Specifications are subject to change without notice. It is recommended that you shall obtain technical specifications from ELNA to ensure that the component is suitable for your use.