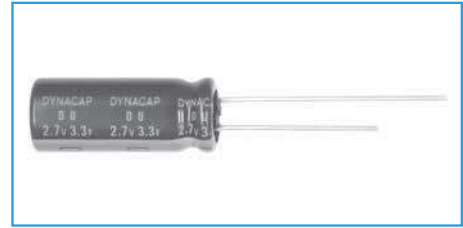


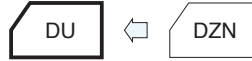
High Power, For Low Temperature Type Capacitors

GREEN CAP 65°C 2.7V For -40°C

- For Low Temperature (-40°C).
- Pollution-Free ; with no pollutants such as Cd or Pb.
- Unlike batteries, excellent charge and discharge characteristics with no chemical reaction.



For low temperature



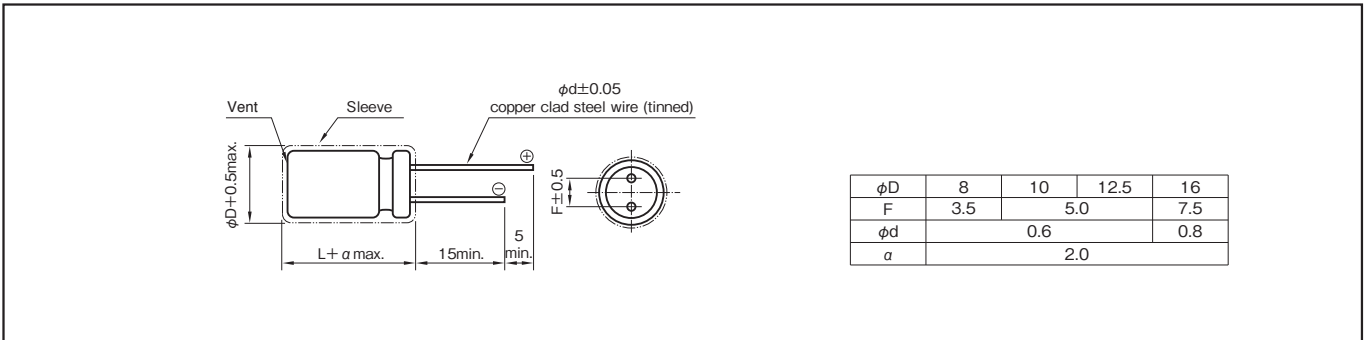
Marking color : White print on a brown sleeve

Specifications

Item	Performance	
Category temperature range (°C)	-40 to +65	
Tolerance at rated capacitance (%)	-20 to +80	
Internal resistance	Refer to the Standard Ratings	
Characteristics at high and low temperature	Percentage of capacitance change	Within ±30% of the value at 20°C
	Internal resistance	Less than three times of the value at 20°C
Endurance (65°C)	Test time	1000 hours
	Percentage of capacitance change	Within ±30% of initial measured value
	Internal resistance	Less than three times of the initial specified value
Shelf life (65°C)	Test time : 1000 hours ; same as endurance.	
Applicable standards	Conforms to JIS C5160-1 2009 (IEC 62391-1 2006)	

Outline Drawing

Unit : mm



Part numbering system (example : 2.7V10F)

DU	—	2R7	D	106	H7	T	—	□
Series code		Max. operating voltage symbol	Terminal code	Rated capacitance symbol	Casing symbol			Taping (Forming) symbol

Part number is refer to the following table.

Standard Ratings

Max. operating voltage (V)	Rated capacitance (F)	Max. Leakage Current (mA) after 24h	ELNA Parts No.	φ D × L (mm)	Internal resistance (mΩ max.) at 1kHz	Internal DC resistance (mΩ Max.)
2.7	1	0.2	DU-2R7D105G3T	8 × 12	250	700
2.7	3.3	0.3	DU-2R7D335G5T	8 × 20	75	200
2.7	6.8	0.5	DU-2R7D685H5T	10 × 20	60	120
2.7	10	0.6	DU-2R7D106H7T	10 × 30	50	75
2.7	15	0.8	DU-2R7D156Z6T	12.5 × 25	35	60
2.7	25	1.0	DU-2R7D256J6T	16 × 25	25	42
2.7	33	1.0	DU-2R7D336J7T	16 × 31.5	20	35

NOTE : Design, Specifications are subject to change without notice. It is recommended that you shall obtain technical specifications from ELNA to ensure that the component is suitable for your use.